



The roadmap to being a Pioneering institute - Vision 2028

Presented to:

The Board of Management

Vivekananda Global University, Jaipur

30-09-2023



The Pathway



Key Focus Areas:

- a. Strengthening of HR
- b. Reinforced Infrastructure
- c. Financial Self Sustainability



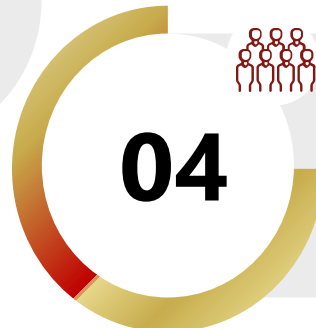
Alignments:

- a. Benchmarks & Processes
- b. Academic Alignment
- c. Features / Best Practices



Decoding the Numbers

- a. Yearwise numbers decoded
- b. Infra Requirements



The Stakeholders:

- a. Student Centric Developments
- b. HR Friendly Environment



Strengthening the HR

Diversity

50% Internal Faculties
50% Externals as Adjunct, Guest & Visiting
Varied experience and academic connect

Corporate Ethos

Define KRAs and develop expertise
Collaborative growth systems
Flexible Approach

Service Oriented

50-50 % Academic & Admin staff
Decentralized governance and structured organogram

Policies

Futuristic HR Policies
Well defined and planned calendar
Outcome Based payouts
Responsive and responsible employer



Reinforced Infrastructure

Interiors and furnishing
Maintenance and upkeep processes
Stakeholder friendly ambience

Enhanced quality of spaces

Renovation and upgradation of building services

High end residential option

Technology equipped teaching-learning spaces

Upgrade sports Infra
Develop community spaces
Provide spaces for performing arts and life skills

Promote holistic student development





Financial Self Sustainability



FINANCIAL MANAGEMENT PROCESSES

Digitally customized systems
At micro and macro levels



REVENUE GENERATION

Corporate relations
Asset monetization
Research and consultancy
Cost Centers

GOALS AND TARGETS

Decentralized and independent
Connected to team and KRAs



VARIED MODES OF OPERATION

Student population 30k (15k physical, 15k ODL + OL)
Short term courses and credit transfer
Dual and collaborative degrees programs





Decoding the Numbers

	23 – 24	24 – 25	25 – 26	26 – 27	27 – 28
Students in Physical Mode	7600	10000	12300	13800	15000
Students in Online + ODL mode	1000	3000	6000	9000	15000

Year-on-year student count

	23 – 24	24 – 25	25 – 26	26 – 27	27 – 28
Faculty for Physical Mode	255	550	665	740	750
Faculty for Online + ODL mode	4	12	24	36	60
Ph.D. Holders	85	281	414	544	648
Non-Teaching	259	562	689	776	810

Year-on-year Faculty & Non-Teaching count



Decoding the Numbers

	23 – 24	24 – 25	25 – 26	26 – 27	27 – 28	Basis
FDP's (Min 7 days)	130	281	345	388	405	50% of total teaching staff
Internship	7600	10000	12300	13800	15000	100%
Higher Education	640	800	1200	1600	1600	40% of passing out numbers
Placements	1120	1400	2100	2800	2800	70% of passing out numbers
Start-Up (Registered)	76	100	123	138	150	1% of total students
Funded Startup	16	20	25	28	30	20% of registered start-ups



Decoding the Numbers

	23 – 24	24 – 25	25 – 26	26 – 27	27 – 28	Basis
Students enrolling for Joint / Dual / Twin Degree	152	200	246	276	300	2% of total students
Students enrolling for 2 Degrees	760	1000	1230	1380	1500	10% of total students
Minor Degree	1900	2500	3075	3450	3750	20% of total students

	23 – 24	24 – 25	25 – 26	26 – 27	27 – 28	Basis
Students availing hostel facility	2250	3000	3690	4140	4500	Approx 30%
No. of Desktops/Laptops required	1520	2000	2460	2760	3000	1:5



Decoding the Numbers

	23 – 24	24 – 25	25 – 26	26 – 27	27 – 28	Basis
Paper Publication - SCI/Scopus	518	1124	1378	1552	1620	2 per teaching staff
Ph.D. Awarded	85	281	414	544	648	1 per Ph.D. Staff
Research Projects (Nos.)	136	281	345	388	405	Half the faculty count
Research Projects (Amount in Cr)	4.08	8.43	10.35	11.64	12.15	Average 3 Lakhs per project
Consultancy (Amount in Cr)	0.60	0.60	0.60	0.60	0.60	As per NAAC criteria of 40 Lakhs



Infra Requirements

Hostel
1500 capacity
Hostel in campus

October 2023

November 2024

Hostel
1500 capacity hostel
outside campus

October 2025

Academic
2 Floors above the
VGU Academic Block



Benchmarks & Processes

NIRF

Top 3 in Rajasthan
Top 100 in the
country

ARIIA & MIC

High rated ARIIA &
MIC ratings

Accreditation

50% Program
Accreditation

Recognition

3 highly recognized
programs across
the country

Interdependency

Mutually Interdependent
Physical, OL & ODL
Programmes

Technology driven

Automated technology
driven processes



Academic Alignment

NEP Compliant

100% NEP Compliant

Approach

CBCS / student centric
Industry oriented

Research

Globally connected and applicable
Social and industry oriented

Consultancy

Interdisciplinary projects
Collaborative learning

Co-curricular


Collaborative learning
Informal and experiential learning methods

Addition

Indian value systems and vernacular knowledge



Features / Best Practices




Truly Global

- 50 Countries & 5000 Indian cities
- International university collaboration
- Promote student & faculty diversity

- Promote, Educate and Mentor
- 100 Start ups | 100 Patents
- 100 Cr. Revenue | 10,000 employment

Entrepreneurship and Innovation



Multidisciplinary Learning Center



Student Centric Development





HR Friendly Environment

**Medical
Insurance**

**Statutory
Benefits**

**Research
Support**

**Welfare
Measures**

**Career
Progression
support**

**Learning &
Development**



THANKS!